

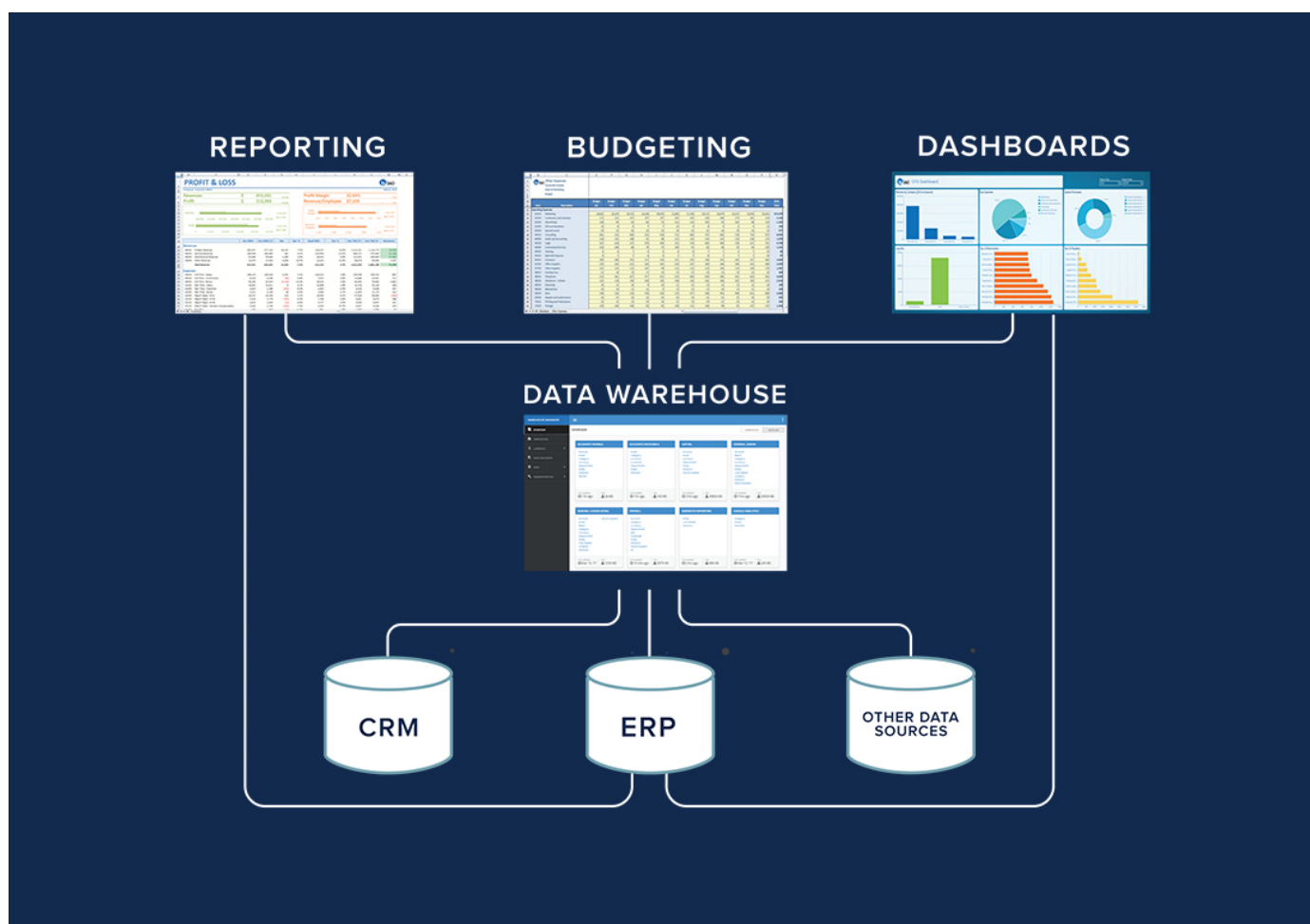


ENABLING WORLD-CLASS DECISIONS

Budgeting & Forecasting | Reporting & Consolidations
Dashboards & Analysis | Data Warehouse

SMART DECISIONS FROM ACROSS YOUR ORGANIZATION

ENABLED BY A DYNAMIC BUSINESS INTELLIGENCE
PLATFORM. EXPERIENCE BI360!



FASTER, BETTER DECISIONS DRIVE PERFORMANCE

BI360 with its complete, modern Web interface will give your organization the ideal enterprise business intelligence platform for better and faster decision-making for everything from strategy, forecasts, budgets, to reports and analysis. Using comments and automated email updates everyone can collaborate seamlessly and stay in the loop. On-premise or in the cloud, that's your choice!

BI360 FEATURES

BUDGETING & FORECASTING MODULE

- Excel Design/Web Delivery
- Automatic Spreading
- Workflow
- Unlimited Budget versions
- Templates & User Defined Input Forms
- Budget at any level of detail in any area
- Multi-year, month, week, day input
- What-if analysis and Modelling
- Allocations
- Text Comments

DASHBOARDS & ANALYSIS MODULE*

- Drag & drop ad-hoc analysis
- Chart library for visualizations
- Analyze Operational or Financial data
- KPI Dictionary to pre-define formulas
- Charts can be used with Reports
- Support for 3rd Party tools like Power BI

**Some features may be available only in cloud or on-premise version*


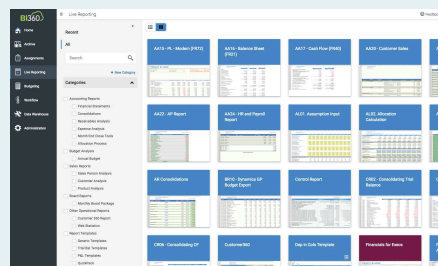
REPORTING & CONSOLIDATIONS MODULE

- Excel Design/Web Delivery
- Templates & User Defined Reports
- Financial Statements and Operational Reports
- Report Comments
- Workflow for Month End Close/Consolidations
- Report Books & Archive, MS Office Documents
- Allocations
- Currency Conversion
- Unlimited Organizational Trees
- Automatic and Manual Eliminations
- IFRS/GAAP and other Consolidation Adjustments

DATA WAREHOUSE MODULE

- Easy configuration with User-friendly interface
- Automated data loading with BI360 ETL tool
- Combine Financial & Operational Data
- Easily view data in Data Explorer
- Easily add modules and dimensions
- Unlimited Trees on any dimension
- Microsoft SQL Server/SQL Azure based
- Migration Destination for Legacy ERP Data

All BI360 modules are available in the cloud as well as for on-premise installation. Your choice!



FOR MORE DETAILS, PLEASE VISIT
www.solvergloab.com/products



INTERESTED IN MORE INFORMATION?

- Watch our demos at www.solverglobal.com/videos
- Email info@solverglobal.com for a free copy of the Enabling World-Class Decisions book



POPULAR ERP INTEGRATIONS

- Microsoft Dynamics
(All Cloud and On-premise ERPs)
- Acumatica
- Sage X3, 500, 300 and 100
- Sage Intacct
- SAP Business One & ByDesign
- NetSuite
- Salesforce

CONTACT SALES

email: info@solverglobal.com
 international locations: solverglobal.com/locations
solverglobal.com